

Lexmark makes MFPs easier to use for disabled workers

Disabled workers, such as those with vision impairments, will now find it easier to use Lexmark MFPs thanks to Lexmark's Accessibility Solution. The web-based software is designed to enable users with disabilities to set up and complete copy, fax, email, ftp and scan jobs directly from their PC, rather than from the MFP touchscreen display.

Alternative to MFP touchscreens

MFP touchscreens can be difficult for disabled employees to use, particularly for those who have vision impairments. The Lexmark Accessibility Solution provides an alternative method of navigating the MFP from a PC.

Compatible with popular accessibility software and PDAs

The software is designed to work well with accessibility products such as GW Micro's Window-Eyes, Voice Sense and Braille Sense; Freedom Scientific's JAWS® and MAGic®; Ai Squared's ZoomText; and industry standard speech recognition software. Now, disabled employees can leverage the power of these accessibility tools to access the functions of Lexmark MFPs.

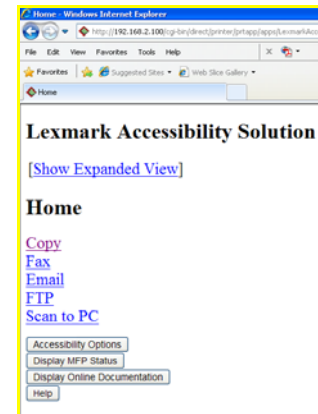
Configure job settings on the PC

For example, a disabled employee could easily set up a copy job to produce 12 copies, duplexed and stapled, or scan a document back to their PC, or fax a document to one or many destinations. Once set up on the PC, the task is assigned a job number, which the employee enters at the MFP using the accessible number keypad to complete the task.

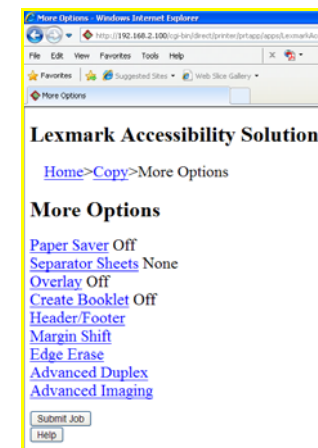
Access virtually all MFP functions

The Lexmark Accessibility Solution provides PC access to almost every setting and option available on Lexmark MFPs, to ensure that disabled employees can accomplish equivalent tasks to those completed directly from the touchscreen. The user is able to control over 120 settings/options, change accessibility application display options like font size and foreground/background colors, and check the working status of the MFP from their PC.

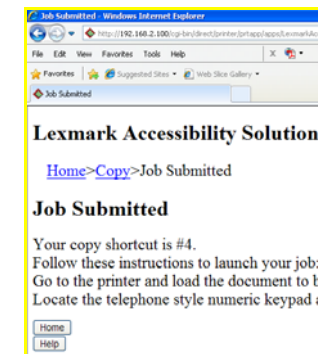
For more information regarding the Lexmark Accessibility Solution and other Lexmark accessibility tools, visit www.lexmark.com/accessibility.



Simple text screen with access to Copy, Fax, Email, Scan functions and MFP status information.



Access to virtually all job settings found on the MFP touchscreen.



User presses assigned #4 shortcut at the MFP to complete job.