

# Supplies Guide

## Ordering supplies

To order parts and supplies in the U.S., contact Lexmark at 1-800-539-6275 for information about Lexmark-authorized supplies dealers in your area. In other countries or regions, go to the Lexmark Web site at [www.lexmark.com](http://www.lexmark.com) or contact the place where you purchased the printer.





## Using genuine Lexmark parts and supplies

Your Lexmark printer is designed to function best with genuine Lexmark parts and supplies. Use of third-party supplies or parts may affect the performance, reliability, or life of the printer and its imaging components. It can also affect warranty coverage. Damage caused by the use of third-party parts and supplies is not covered by the warranty. All life indicators are designed to function with Lexmark parts and supplies, and may deliver unpredictable results if third-party parts and supplies are used. Imaging component usage beyond the intended life may damage your Lexmark printer or its associated components.

## Identifying supplies or parts for replacement

Match a set of repeating defects on a printed page to the marks on one of the vertical lines. The line that best matches the defects on the page indicates which part or supply is causing the defects.

There are four color pages and a blank page that print with this guide. The page with a print quality problem determines the color of the defective supply.

Photoconductor unit		Developer unit	Transfer roller
125.7 mm (4.95 in.)	35.4 mm (1.39 in.)	42.0 mm (1.65 in.)	78.5 mm (3.09 in.)
			

Transfer module		Fuser	
47.1 mm (1.86 in.)	90.0 mm (3.54 in.)	96.6 mm (3.80 in.)	127.6 mm (5.02 in.)
