




Print Defects guide

Print defects guide

Identifying the cause of repeating defects

Match a set of repeating defects on a print job to the marks on one of the vertical lines shown in the following table. The line that best matches the defects on the print job indicates which particular part is causing the defect.

The toner cartridge and the photoconductor kit are customer replaceable items. If the transfer roller or fuser needs replacement, contact Customer Support.

Replace the transfer roller.	Replace the toner cartridge.	Replace the photoconductor kit.		Replace the fuser.	
			or	