

Print defects guide

Repeating defects measurements


Match a set of repeating defects on a print job to the marks on one of the vertical lines. The line that best matches the defects on the print job indicates which particular part is causing the defect.

For example, if the marks on the paper occur every 34.6 mm (1.4 in.), then the photoconductor unit needs to be replaced.

Note: Make sure the current selection in the printer for Scale to Fit in the PDF menu is set to No for the rulers to be printed at the correct size.


Change the developer unit.

43.9 mm
(1.7 in.)

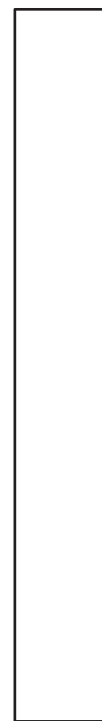


Change the imaging kit.

34.6 mm
(1.4 in.)



94.2 mm
(3.71 in.)



Change the transfer module.

37.7 mm
(1.5 in.)



78.5 mm
(3.1 in.)



55 mm
(2.2 in.)

