

# Print defects guide

## Repeating defects measurements

Match a set of repeating defects on a print job to the marks on one of the vertical lines. The line that best matches the defects on the print job indicates which particular part may be causing the defect.

**Note:** Make sure the current selection in the printer for Scale to Fit in the PDF menu is set to “No” for the rulers to be printed at the correct size.

Change the print cartridge for the color that shows this defect.


94.2 mm  
(3.71 inches)



37.7 mm  
(1.48 inches)



41.6 mm  
(1.64 inches)



42.7 mm  
(1.68 inches)



Change the transfer module if one of these defects appears on the printed page. Change the fuser if one of these repeating defects appears on the printed page.


47.1 mm  
(1.85 inches)




59.7 mm  
(2.35 inches)



42.2 mm  
(1.66 inches)



95.0 mm  
(3.74 inches)



146.7 mm  
(5.78 inches)

